



Happy
New
Year

Loudoun County Board of Supervisors 2020-2023

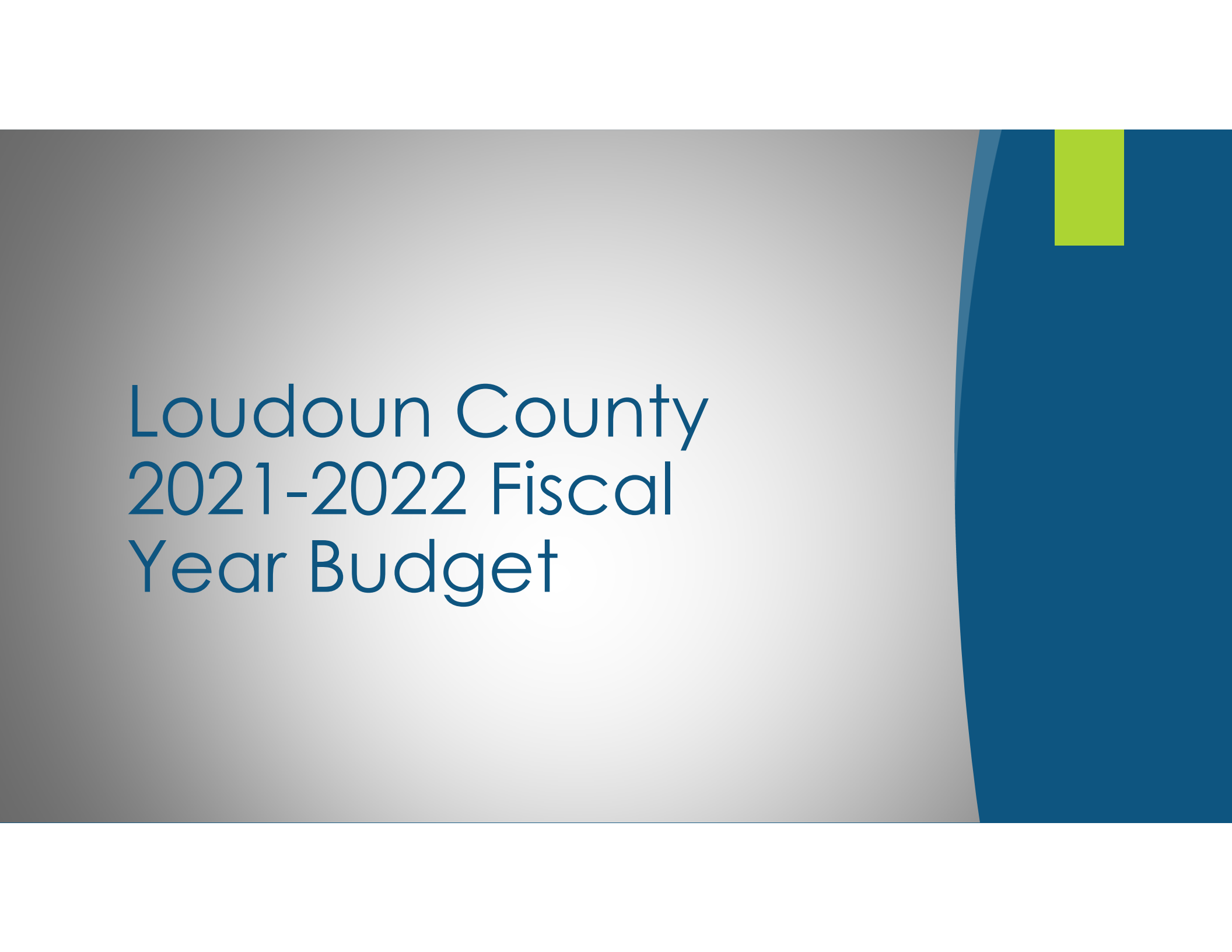


- Phyllis J. Randall, Chair at-Large
- Koran T. Saines, Vice Chair & Sterling District
- Juli E. Briskman, Algonkian District
- Michael R. Turner, Ashburn District
- Tony R. Buffington, Blue Ridge District
- Sylvia R. Glass, Broad Run District
- Caleb A. Kershner, Catoctin District
- Matthew F. Letourneau, Dulles District
- Kristen C. Umstatt, Leesburg District

COVID-19 in Loudoun County

Current COVID-19 Numbers In Loudoun County as of 1/19

- ▶ Number of cases – 17,236 (an increase of 599 since 1/18)
- ▶ Hospitalizations – 692 (an increase of 5 since 1/18)
36 positive patients currently in Inova Loudoun
- ▶ Number of Deaths – 170 (an increase of 2 since 1/18)
- ▶ Percent positive rate – 15.9%
- ▶ Total recoveries – over 17,000



Loudoun County 2021-2022 Fiscal Year Budget

2021 Budget Information

Froze \$100 million from the Budget to include \$40 million on the County side and \$60 million on the LCPS side.

Oct 5 for PPT and Dec 5 for real estate tax, allowed us to unfreeze \$50 million at the end of 2020, 30 for LCPS and 20 for County.

FY22 process has started and will be finished in early April.

***Ditch Diggers Dialogue, Vol. 8
Heavy Construction Contractors
Association***

January 20, 2021



Presented by:
Phyllis J. Randall, Chair, Northern Virginia Transportation Authority



FY2020-2025 Six Year Program Planning & Prioritizing for the Region



FY2020-2025 Six Year Program (SYP)

Planning and Prioritizing for the Region

- ▶ Adopted July 9, 2020
- ▶ Authority's 5th Funding Program and most competitive to date


\$1.44B
IN REGIONAL REVENUE
FUNDS REQUESTED BY


>> 13
NORTHERN VIRGINIA JURISDICTIONS
AND AGENCIES FOR

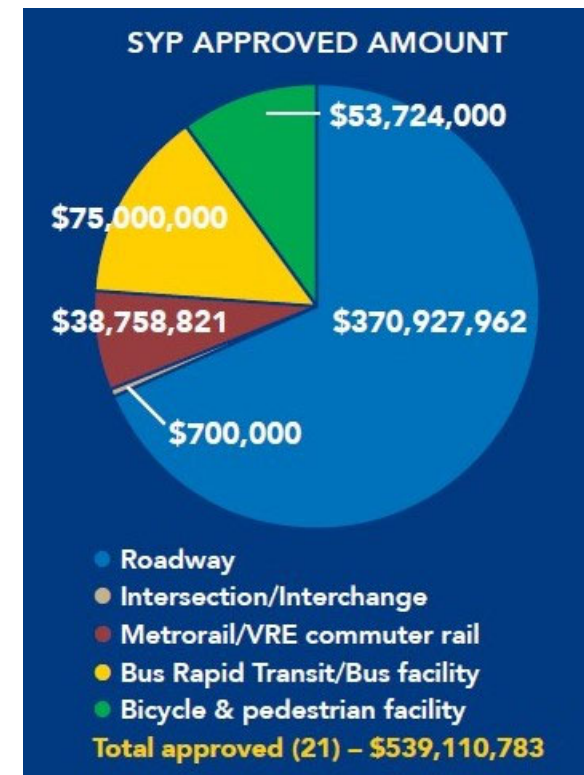

>> 41
CANDIDATE
PROJECTS



FY2020-2025 Six Year Program Planning & Prioritizing for the Region



- **\$539 Million** in Authority regional revenues programmed on **21** transportation projects encompassing various modes
- To date, **the Authority** is **advancing 106 regional multimodal transportation projects, totaling \$2.5 billion**, for congestion reduction throughout the region



****Despite COVID-19 impacts on revenue, the Authority is able to preserve all project funding programs.**



Spotlight on NVTA Funded Investments by Corridor

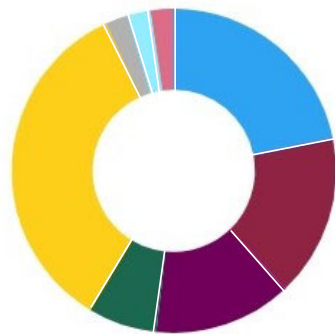
Corridor	NVTA Funding
Rt. 7/Dulles Toll Road/Silver Line	\$528 Million
Loudoun County Parkway/Bi-County Parkway/Rt. 234	\$461 Million
Route 28	\$350 Million
Prince William Parkway	\$263 Million
Fairfax County Parkway	\$205 Million
I-66/US 29/US 50/Orange-Silver Line/VRE Manassas	\$324 Million
I-495	\$102 Million
I-95/I-395/US 1/VRE Fredericksburg/Blue-Yellow Line	\$1 Billion
US 15	\$139 Million
Columbia Pike/Braddock Road/VRE Manassas	\$53 Million
US 50	\$117 Million




***Total will not match the total NVTA funds since projects overlap corridors.*



Investments by Mode: Current Ongoing and Completed Projects



NVTA funding makes a multi-modal future in Northern Virginia possible



- **87 projects encompassing:**
 - **Bus - 19**
 - **Intersection/Interchange - 14**
 - **Roadway - 30**
 - **Rail - 12**
 - **Park and Ride - 2**
 - **Bike and Pedestrian - 4**
 - **Transportation Technology - 6**

Total: **1.8 Billion** in NVTA Funding Allocated

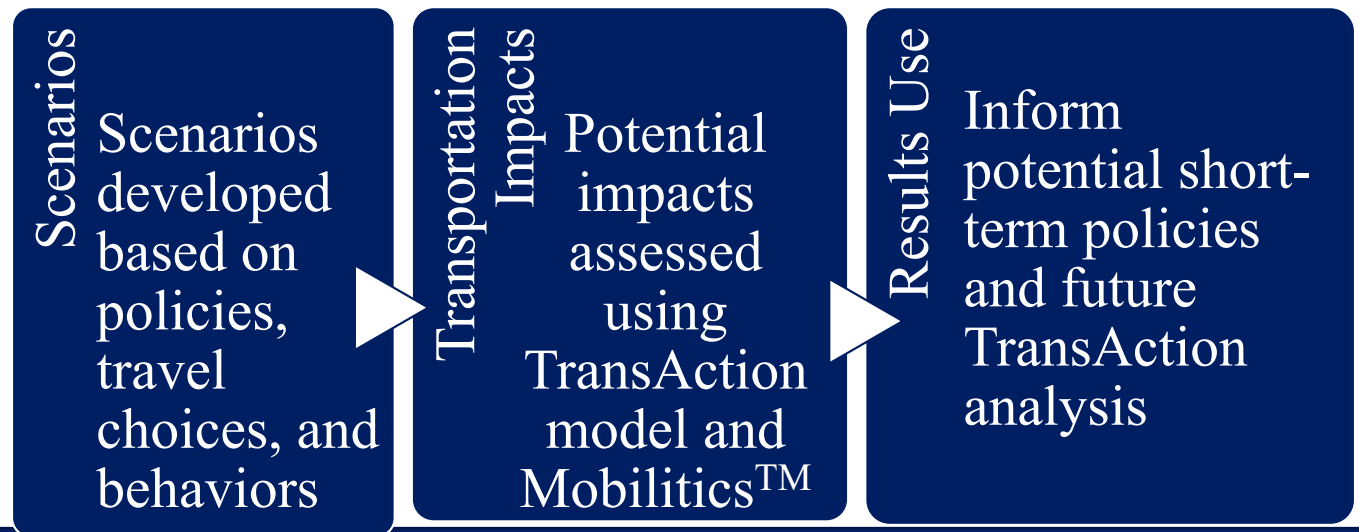
***Does not include additional approved projects for which project agreements are not yet in place.*



COVID-19: Transportation Impacts and Opportunities



- **Authority conducted an analysis of change in travel behavior due to COVID-19**
 - **GOAL:** Explore impacts to operating conditions and future transportation project investment considerations
 - **SCENARIOS & IMPACTS:** Analyze plausible possible future scenarios, not intended to predict the future or imply any preferences





COVID-19 Analysis: Looking Ahead



- **Transportation Silver Linings**
 - Reduced driving, less congestion, lower emissions
 - Recovery of local bus services
- **Areas of Potential Concern**
 - Rate of transit recovery, especially rail/longer distance bus commutes
 - Perception of transit safety
- **Unknowns (short-term)**
 - K-12 return to in-classroom instruction
- **Unknowns (long-term)**
 - Work-from-home practices/preferences
 - E-commerce trends (click versus brick)
 - Commercial/residential real estate trends
- **Additional Considerations**
 - 24% NoVA population increase (2016 – 2040)
 - 37% NoVA employment increase (2016 – 2040)
 - *based on analysis in TransAction



Economic Impact Analysis of NVTA Funded Projects with HB 2313 Revenues



- Study conducted by an independent firm – Chmura Economics & Analytics



- For each **\$1** of direct economic impact, NoVA receives a total regional impact of **\$1.58**.



- **Statewide -NVTA projects are producing 26,000 jobs, with 90% of those in Northern Virginia.**



- NVTA's funding of **\$1.9 billion in projects** has **resulted in**;
 - **additional commitments of \$3.8 billion,**
 - bringing the **total** transportation investment to **\$5.7 billion.**



- NVTA **projects are reducing travel times** through 2030 by;
 - **209 million hours,**
 - producing **cost savings** of **\$3.1 billion;**
 - and adding valuable time for Northern Virginians to spend time with their families.
- NVTA to update the study in the coming months, adding the projects just adopted in the FY2020-2025 SYP.



2021 General Assembly Focus Areas for the Authority



- **Restore and Protect dedicated revenues**
- **Protect Authority's ability to meet its mission**
- **Support efforts to provide permanent flexibility to hold virtual business meetings in time of health and safety concerns**
- **Support quick and equitable distribution of any federal relief funds for transportation to transit operators**



Questions?